

M O D E N A S W I M & F U N



The Innovation Award of
Schwimmbad & Sauna
GOLDEN
WAVE 2007


www.rivierapool.com

RivieraPool[®]
PREFABRICATED SWIMMING POOLS • WHIRLPOOLS

Modena 520 oder 660 – Swimming, whirling, being fit.

The swim spa that does not leave anything to be desired: swim, whirl, be fit – that's the new motto. The Modena Swim & Fun has everything that is needed for that purpose.

A strong counter current system, equipped with adjustable jets. In addition air controls, which can make the water stream softer or harder – completely to your preference.



By turning the nozzles, massage jets are activated: a waterfall for the shoulder and neck area, finger pressure massage jets for the back and calves, an air bubbler to massage the feet and legs.

Various hand rails support your Aqua-Gymnastics optimally and allow for goal-directed stretching and strengthening exercises for all areas of the body. The equipment is installed in the factory, easy to access and easy to service. A sand filter keeps the water clean – a heater takes care of the water temperature. And the ultimate feature: the pool is covered and opened again simply by pressing one button.

Modena Swim & Fun: just perfect. Modena Swim & Fun: Fitness for every day.

„...more pleasure per m³...“




The Innovation Award of
Schwimmbad & Sauna

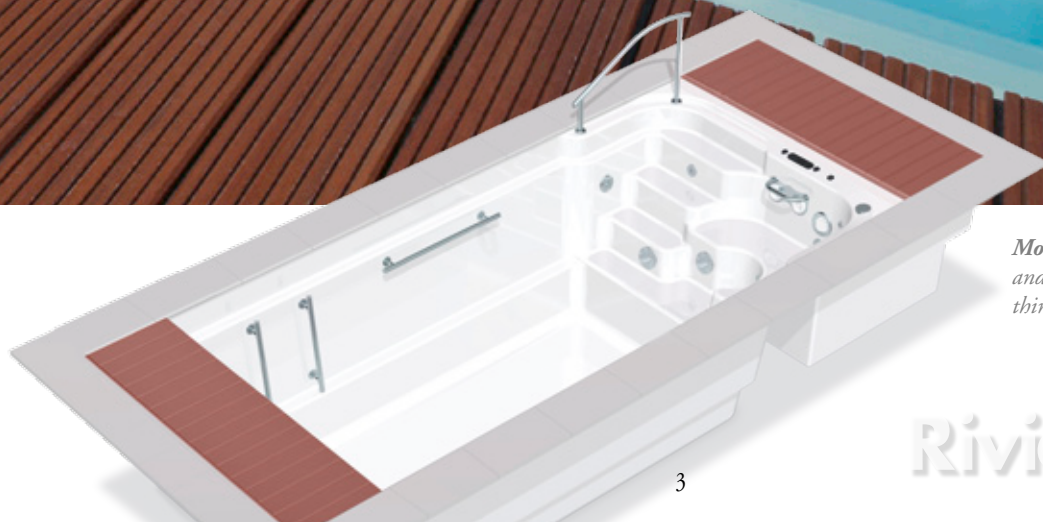
**GOLDEN
WAVE 2007**

The Modena Swim & Fun: Winner of the Golden Wave 2007 swimming pool category. "We are especially proud to have received the innovation prize in our branch for this design" and are pleased with this modern product. Swim & Fun is simply more fun per cubic meter... more fun and benefit from a swimming pool.

Modena Swim & Fun



Modena 660




Modena 520 with shaft for technique and roller shutter. This pool has everything you need to feel good and fit.

Modena 660 – More space for fitness.

The Modena also available 3,20 m wide. It is only 80 cm wider as its “ small brother “ but allows fitness training for several persons at the same time. Because of its dimensions it fits nicely into small gardens or the fitness pavilion. Active fitness in the early morning hours or relaxation in the evening after a stressful

day. Both models can be delivered with a prepared shaft to house the technical components like counter swim units, massage pumps and the filter - all items were tested in the factory already.

A roller shutter with PVC or Polycarbonate slats takes care for safety, energy saving and cleanness.



Daily fitness for your health!



Modena 520 as outdoor pool - fits perfectly into small gardens - space enough for your daily exercises. Combined with a heat pump you can enjoy it from April until October. Talk to your pool dealer.



The Swim Spa



Modena 660 with shaft for technique and roller shutter. This pool has everything you need to feel good and fit.

Swimming, whirling, being fit...



1

Slow-move-swimming (warm up):

approx. 5 minutes. Slow swimming and slow walking in water.



2

Power phase:


Up to 10 minutes of energetic counter-current swimming.



3

Sequence of a stretching (D) and strengthening programme (K) for foot and knee:


Exercise	Frequency	Equipment
D- Calve stretch standing up	3 x each side	bar
D- Calve stretch squat	3 x each side	bar
K- Seals	5 x each side	bar
K- Water treading	3 x 30	pool side
K- Jumping jacks	3 x 20	free
K- Push down ball	3 x 6	bar



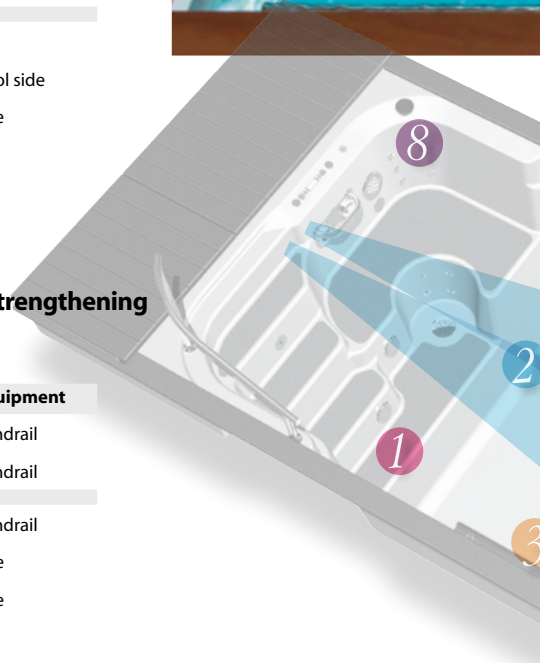
4

Sequence of a stretching (D) and strengthening programme (K) for the hip:

Exercise	Frequency	Equipment
D- Great lunge	3 x 20 sec.	handrail
D- Straddle	3 x 30 sec.	handrail
K- Crawl	3 x 5	handrail
K- Walk like a stork	3 x 5	free
K- Crossing	3 x 20	free




5



Aqua-Fitness – 8 phases to be fit

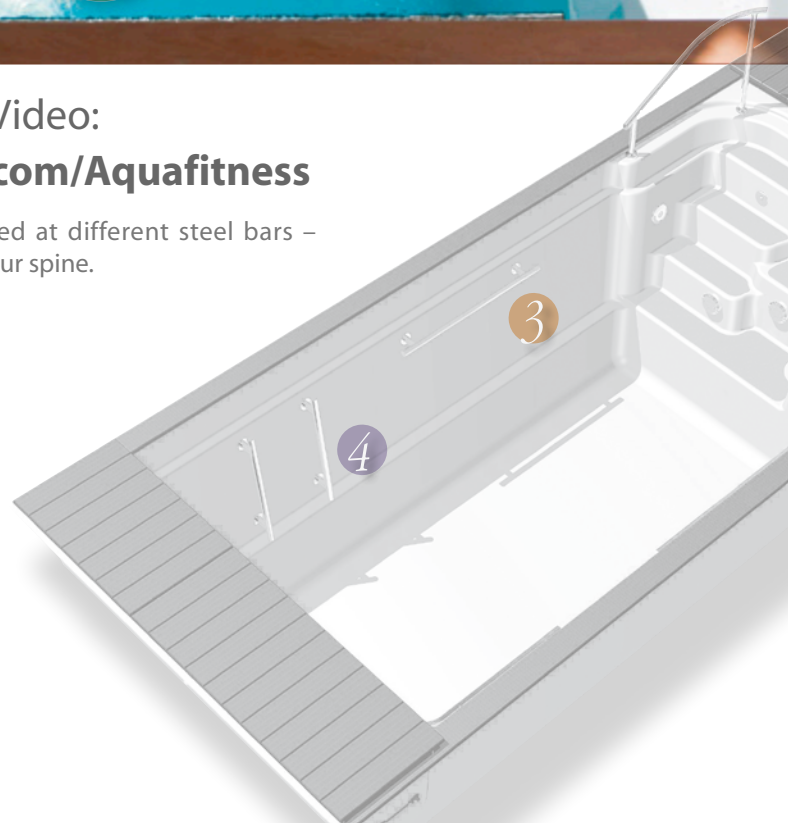
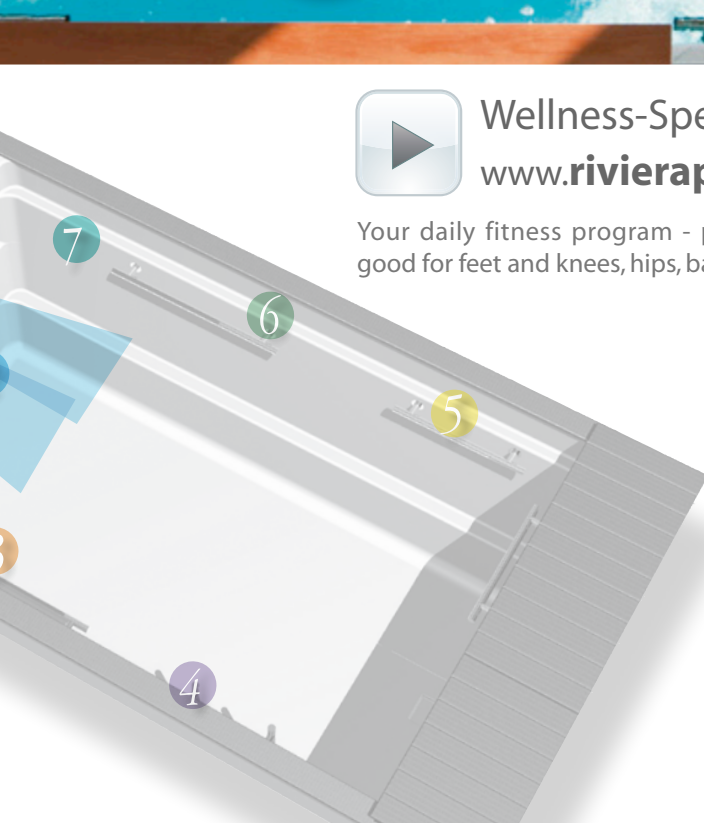
Nothing is better than Aqua-Fitness - for your heart, your blood circulation and your condition in general- much better than “dry” exercises. 900 times more force is necessary with exercises performed in water. You can additionally use a big variety of water gears or steel bars pre-installed in your pool.



Wellness-Special-Video:

www.rivierapool.com/Aquafitness

Your daily fitness program - performed at different steel bars – good for feet and knees, hips, back or your spine.



More pleasure per m³



3

Sequence of a stretching (D) and strengthening programme (K) for the spine:

Exercise	Frequency	Equipment
D- Stretching Sides	3 x 4	corner
D- Curling up	4 x 1	corner
K- Lifting	3 x 6	free
K- Cycling	60 sec.	corner
K- Kick board under water	3 x 8	free

Sequence of a stretching (D) and strengthening programme (K) for the shoulder:

Exercise	Frequency	Equipment
D- Shoulder blade stretch	4 x 20 sec.	free
D- Rotar cuff stretch	4 x 1	bar
K- Push-up	3 x 15	bar
K- Bar exercise	3 x 12	bar
K- Clapping	3 x 20	free

Sequence of a stretching (D) and strengthening programme (K) for the arm:

Exercise	Frequency	Equipment
D- Tennis serve stretching	4 x on each side	free
D- Bending	4 x on each side	wall
D- Stretching	4 x on each side	free
K- Move kick board	3 x 20	kick board
K- Breast stroke in standing position	3 x 20	free
K- Scooping water	3 x 20	free


Relaxation and massage:



5



6



7



8



2

Fun & Function

Swimming, whirling, being fit – more pleasure per m³

Here are the actual strengths of your RivieraPool:

Its functionality:

- Counter-current systems offer the possibility to swim on the spot. No matter how big the pool is.
- Shallow water zones offer lovely space for relaxing in the sun.
- The Fun Pak: A massage package, which makes the shallow water zone an active centre:
 - 10 strong Microjets for massage of the back.
 - 1 Masterjet for soft massage.
 - 1 counter-current system for the shoulders and neck.

Two strong counter swimming jets for active swimming.

One geyser, the fountain for foot, leg and the entire body.

- Aqua Fitness: Your daily water gymnastic with system. Handrails for exercises for foot and knee, grip rails for exercises for hip and arm, supports for training the spinal column.

And the clou:

**The eight-phase fitness concept –
All the above possibilities perfectly combined.**



Wellness-Special-Video:

www.rivierapool.com/Aquafitness

Underwater massage

Swim & Fun Pak is the compact jet- and massage system that makes your shallow water area to become an active centre. Strong massage or soft massage – all you like is available. All at the right place, all pre-installed.

10 strong Microjets correctly placed for massage of back and legs, a current of water for shoulders and neck, 1 Masterjet for a voluminous soft massage and two strong counter-current jets. If desired a floor geyser for feet and calves is possible as well.



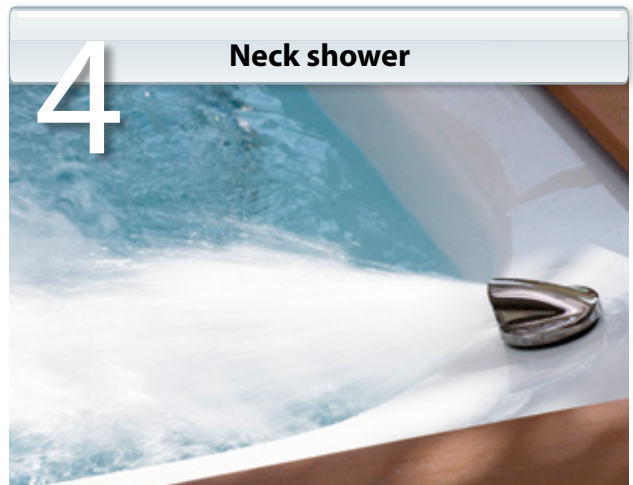
The double-jet counter-current system is the heart of your FunPak. Each jet is operated with a separate pump. Each pump can be activated individually. The jets can be rotated and can therefore be regulated in their capacity. By turning the jet, the counter-current system is able to operate other attractions as well.



10 Microjets for massage of back and legs.



A soft, voluminous water flood washes round the body, tingling like a soft sea breeze.



A strong massage where one needs it, in the shoulder and neck area. Or a soft water play that splashes evocatively in the sun. You determine the intensity by yourself.



Swim & Fun Pak



A very special attraction which gives massage to your feet, legs and the entire body.

The equipment



Preinstalled equipment:

All the equipment is located in a technique shaft, factory-installed and inspected.

All items are operate with the Duplex Digital Control Panel. Massage pumps, filter times, water temperature and lighting can all be operated and programmed. System alerts are clearly marked.

Easy access

Just open the cover and the equipment is easily accessible. The sand filter and the pump's pre-filter are within reach. The entire deck is completely dismantlable for service needs.




Roller shutter cover „Thermosafe“:

Your pool should be well equipped also when not in use: With the roller shutter cover „Thermosafe“. 80 % of thermal energy is lost on the water surface and dirt is carried into the water. The Thermosafe cover protects the pool surface fully, offers excellent thermal insulation, minimises moisture evaporation, reduces dirt and offers optimum safety.



The roller shutter slats are available in plain white or as solar version with a transparent top and the underside in black colour so that the solar energy is transferred into the water. The solar version also prevents algae growing considerably. The slats can be delivered either in PVC or in Polycarbonate quality which is more durable.

The sun deck of Cumaru is hinged and therefore allows access to integrated skimmers. The large collection basket for filtered leaves is easy to remove.



Surface material

Riviera Pools are made from epoxy-acrylate, a modern material specially designed for the needs of the swimming pool sector. Low maintenance, UV and chlorine resistant, frost-proof and extreme stability are the most important properties. The pool shell comes standard with rigid polyurethane foam insulation in the floor and side areas and is additionally equipped with steel reinforcements around the edges and steps.

The wall and bottom structure consists of 7 different layers which also includes a special “ceramic” inlay. More than 40 years experience guarantee our quality.

We are a member of the plastic processing association and our warranty includes resistance against bleaching and osmosis. We guarantee 20 years on water tightness of the shell, 10 years on non-blistering and non-delamination of the shell, 5 years on defects on built-in components and pipes.

Delivery


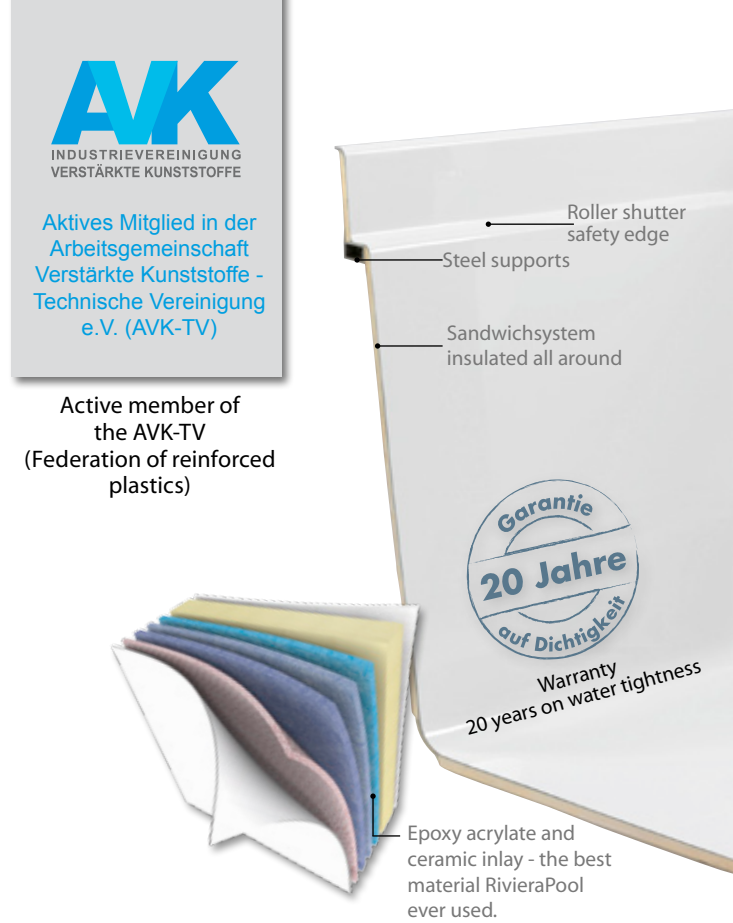
The pool arrives at your house pre-assembled in one piece. It can easily be placed into the excavated site with a crane. Not always but in many cases the pool can be lifted into the prepared area with our cranes installed on the trucks.

Installation

The excavation should be approx. 25 cm larger than the outside dimensions of the pool. A 10 cm concrete slab exactly in the size of the pool should be prepared. The pool will be placed directly on this slab and the plumbing should be done as the next step. Start to fill the pool with water and with the raising water level lean concrete should be filled manually all around.

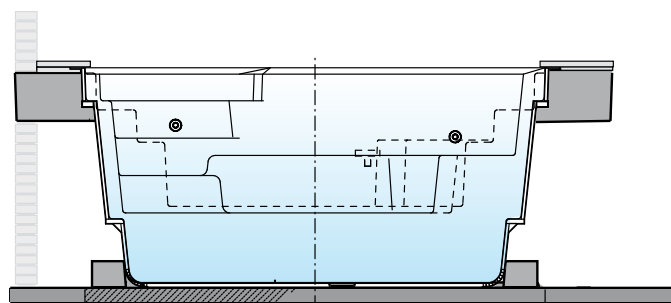
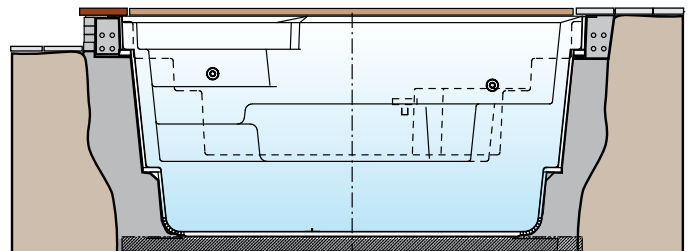
Installation for indoor pools




The pool can also be placed indoors without concrete backfilling. For this, the pool can be equipped with steel wall supports at the factory that will bear the water pressure. In this case only an enclosure on the upper edge and floor area is necessary. Ask for special instructions.



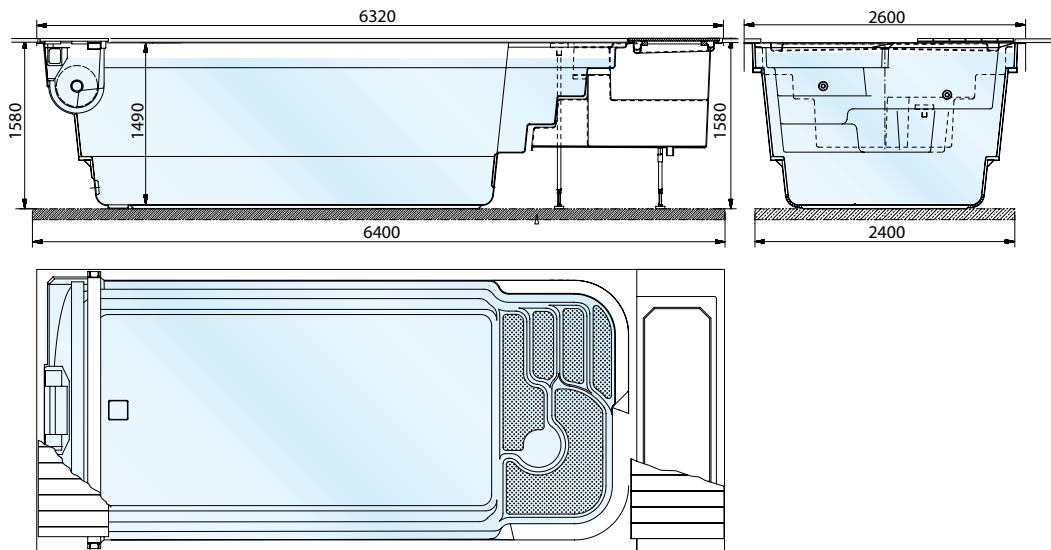
Installation above-ground level

Installation at ground level

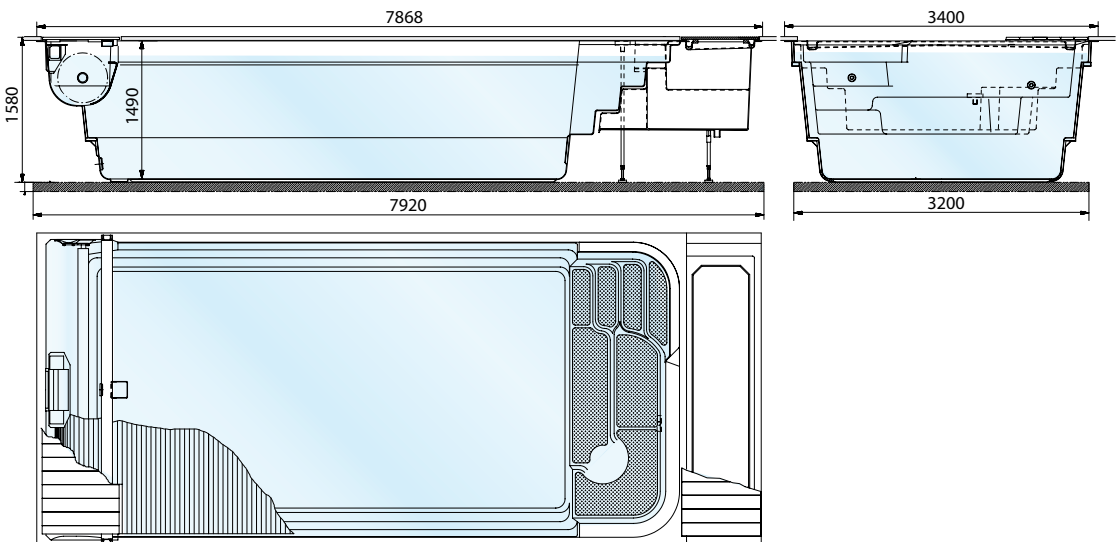




Modena 520



Modena 660



RivieraPool®

One of the leading German manufacturers of prefabricated swimming-pools, pool equipment and whirlpools.
Member in the BSW.

